



**VANA VANI MATRICULATION HIGHER SECONDARY SCHOOL  
IITM CAMPUS, CHENNAI-36.**

**(Managed by IIT Madras Educational Trust)**



### **STD X - RESULT ANALYSIS YEAR 2021 -2022**




<b>TOTAL NO. APPEARED</b>	<b>114</b>
<b>NO. PASSED</b>	<b>113</b>
<b>NO. FAILED</b>	<b>01</b>
<b>PASS PERCENTAGE</b>	<b>99.12%</b>

NO. OF STUDENTS WITH A TOTAL OF 450 & ABOVE : 16

NO. OF STUDENTS WITH A TOTAL OF 400 & ABOVE : 28

NO. OF STUDENTS WITH A TOTAL OF BELOW 400 : 70

## SCHOOL TOPPERS

<b>RANK</b>	<b>PHOTO</b>	<b>NAME OF THE STUDENT</b>	<b>CLASS &amp; SECTION</b>	<b>TOTAL MARKS OBTAINED</b>
1		<b>RIDHI R</b>	X B	492/500
2		<b>HARIDHARSHINI J</b>	X B	491/500
3		<b>RAMYA S</b>	X C	487/500

### Range for a total of 500 marks

<b>S.NO</b>	<b>RANGE</b>	<b>NO.OFSTUDENTS</b>
1	<b>ABOVE 90.5%</b>	<b>14</b>
2	<b>85.5 % - 90.4 %</b>	<b>15</b>
3	<b>80.5 % - 85.4%</b>	<b>11</b>
4	<b>75.5% - 80.4%</b>	<b>10</b>
5	<b>50% - 75.4%</b>	<b>49</b>
6	<b>BELOW 50%</b>	<b>15</b>

### SUBJECT TOPPERS IN TAMIL

<b>RANK</b>	<b>NAME OF THE STUDENT</b>	<b>CLASS &amp; SECTION</b>	<b>TOTAL MARKS OBTAINED</b>
<b>1</b>	<b>SRI NIDHI B</b>	<b>X B</b>	<b>98</b>
<b>2</b>	<b>HARIDHARSHINI J</b>	<b>X B</b>	<b>97</b>
<b>3</b>	<b>RAMYA S</b>	<b>X C</b>	<b>96</b>

### SUBJECT TOPPERS IN ENGLISH

<b>RANK</b>	<b>NAME OF THE STUDENT</b>	<b>CLASS &amp; SECTION</b>	<b>TOTAL MARKS OBTAINED</b>
<b>1</b>	<b>RIDHI R</b>	<b>X B</b>	<b>99</b>
	<b>JARSANA K</b>	<b>X A</b>	
	<b>PANDILLA S AKHILA</b>	<b>X A</b>	
<b>2</b>	<b>PRITHVIRAJ R</b>	<b>X B</b>	<b>98</b>
	<b>GANGANA TRIPTI RAJU</b>	<b>X A</b>	
<b>3</b>	<b>HARIDHARSHINI J</b>	<b>X B</b>	<b>96</b>
	<b>RAMYA S</b>	<b>X C</b>	
	<b>JANANI D</b>	<b>X A</b>	
	<b>MONICA K</b>	<b>X C</b>	
	<b>BHAVANA MANOHARAN</b>	<b>X B</b>	
	<b>SANJAY KUMAR R</b>	<b>X B</b>	
	<b>AYLWIN JASPER K</b>	<b>X B</b>	

**SUBJECT TOPPERS IN MATHEMATICS**

<b>S.NO</b>	<b>NAME OF THE STUDENT</b>	<b>CLASS &amp; SECTION</b>	<b>TOTAL MARKS OBTAINED</b>
<b>1</b>	<b>RIDHI R</b>	<b>X B</b>	<b>100</b>
	<b>HARIDHARSHINI J</b>	<b>X B</b>	
	<b>RAMYA S</b>	<b>X C</b>	
	<b>JARSANA K</b>	<b>X A</b>	
	<b>GOPI KRISHNA E D</b>	<b>X A</b>	
<b>2</b>	<b>RAKSHANA DEVI M</b>	<b>X A</b>	<b>99</b>
<b>3</b>	<b>RITHIKA R</b>	<b>X C</b>	<b>98</b>

**SUBJECT TOPPERS IN SCIENCE**

<b>S.NO</b>	<b>NAME OF THE STUDENT</b>	<b>CLASS &amp; SECTION</b>	<b>TOTAL MARKS OBTAINED</b>
<b>1</b>	<b>RIDHI R</b>	<b>X B</b>	<b>100</b>
	<b>HARIDHARSHINI J</b>	<b>X B</b>	
	<b>RITHIKA R</b>	<b>X C</b>	
	<b>GOVIND KRISHNA E D</b>	<b>X A</b>	
	<b>RAKSHANA DEVI M</b>	<b>X A</b>	
	<b>PRITHVIRAJ R</b>	<b>X B</b>	
	<b>PANDILLA S AKHILA</b>	<b>X A</b>	
	<b>GOPI KRISHNA E D</b>	<b>X A</b>	
<b>2</b>	<b>RAMYA S</b>	<b>X C</b>	<b>98</b>
	<b>JARSANA K</b>	<b>X A</b>	
	<b>YUVASHREE B</b>	<b>X A</b>	
	<b>DIVYA V</b>	<b>X C</b>	
<b>3</b>	<b>VISHAGA PRIYA V</b>	<b>X A</b>	<b>97</b>

**SUBJECT TOPPERS IN SOCIALSCIENCE**

<b>RANK</b>	<b>NAME OF THE STUDENT</b>	<b>CLASS &amp; SECTION</b>	<b>TOTAL MARKS OBTAINED</b>
<b>1</b>	<b>RIDHI R</b>	<b>X B</b>	<b>98</b>
	<b>HARIDHARSHINI J</b>	<b>X B</b>	
<b>2</b>	<b>RAMYA S</b>	<b>X C</b>	<b>97</b>
	<b>GOPI KRISHNA E D</b>	<b>X A</b>	
<b>3</b>	<b>RITHIKA R</b>	<b>X C</b>	<b>96</b>

### **22 YEARS OF PASS PERCENTAGE**

<b>ACADEMIC YEAR</b>	<b>NO.APEARED</b>	<b>NO.PASSED</b>	<b>PASS%</b>
<b>2000 -2001</b>	135	134	99.2%
<b>2001 -2002</b>	153	149	97.3%
<b>2002 -2003</b>	142	139	97.8%
<b>2003 -2004</b>	150	145	96.6%
<b>2004 -2005</b>	147	142	96.5%
<b>2005 -2006</b>	149	134	89.9%
<b>2006 -2007</b>	159	149	93.7%
<b>2007 -2008</b>	153	145	96.07%
<b>2008 - 2009</b>	149	145	97.31%
<b>2009 -2010</b>	140	131	93.5%
<b>2010 -2011</b>	122	119	97.54%
<b>2011 -2012</b>	113	113	100%

<b>2012 -2013</b>	137	137	100%
<b>2013 -2014</b>	120	120	100%
<b>2014 -2015</b>	135	134	99.26%
<b>2015 -2016</b>	129	129	100%
<b>2016 -2017</b>	120	120	100%
<b>2017 -2018</b>	124	124	100%
<b>2018 -2019</b>	116	113	97.41 %
<b>2019-2020</b>	<b>130</b>	<b>130</b>	<b>100%</b>
<b>2020-2021</b>	<b>117</b>	<b>117</b>	<b>100%</b>
<b>2021-2022</b>	<b>114</b>	<b>113</b>	<b>99.12%</b>



**11 YEARS COMPARATIVE ANALYSIS STD.X – SSLC EXAMINATION**

<b>SUBJECT</b>	<b>YEAR</b>	<b>NO. APPEARED</b>	<b>NO. PASSED</b>	<b>NO. FAILED</b>	<b>SUBJECT AVERAGE</b>	<b>HIGHEST MARK</b>	<b>LEAST MARK</b>	<b>NO. OF CENTU MS</b>
<b>TAMIL</b>	<b>2011-2012</b>	<b>84</b>	<b>84</b>	<b>-</b>	<b>77.20%</b>	<b>95</b>	<b>46</b>	<b>-</b>
	<b>2012-2013</b>	<b>108</b>	<b>108</b>	<b>-</b>	<b>75.95%</b>	<b>97</b>	<b>35</b>	<b>-</b>
	<b>2013-2014</b>	<b>96</b>	<b>96</b>	<b>-</b>	<b>77.54%</b>	<b>98</b>	<b>44</b>	<b>-</b>
	<b>2014-2015</b>	<b>102 +1 NON LANG</b>	<b>101</b>	<b>1</b>	<b>75.74%</b>	<b>99</b>	<b>20</b>	<b>-</b>
	<b>2015-2016</b>	<b>127</b>	<b>127</b>	<b>-</b>	<b>81.50%</b>	<b>97</b>	<b>43</b>	<b>-</b>
	<b>2016-2017</b>	<b>120</b>	<b>120</b>	<b>-</b>	<b>77.63%</b>	<b>98</b>	<b>35</b>	<b>-</b>
	<b>2017-2018</b>	<b>124</b>	<b>124</b>	<b>-</b>	<b>79.14%</b>	<b>98</b>	<b>39</b>	<b>-</b>
	<b>2018-2019</b>	<b>128</b>	<b>126</b>	<b>2</b>	<b>72.78%</b>	<b>98</b>	<b>12</b>	<b>-</b>
	<b>2019-2020</b>	<b>130</b>	<b>130</b>	<b>-</b>	<b>-</b>	<b>-</b>	<b>-</b>	<b>-</b>
	<b>2020-2021</b>	<b>117</b>	<b>117</b>	<b>-</b>	<b>-</b>	<b>-</b>	<b>-</b>	<b>-</b>
	<b>2021-2022</b>	<b>112</b>	<b>112</b>	<b>-</b>	<b>71.06%</b>	<b>98</b>	<b>35</b>	<b>-</b>
<b>ENGLISH</b>	<b>2011-2012</b>	<b>113</b>	<b>113</b>	<b>-</b>	<b>85.54%</b>	<b>98%</b>	<b>60%</b>	<b>-</b>
	<b>2012-2013</b>	<b>137</b>	<b>137</b>	<b>-</b>	<b>85.6%</b>	<b>99%</b>	<b>52%</b>	<b>3 in Paper II</b>
	<b>2013-2014</b>	<b>120</b>	<b>120</b>	<b>-</b>	<b>85.56%</b>	<b>99%</b>	<b>52%</b>	<b>2</b>
	<b>2014-2015</b>	<b>135</b>	<b>135</b>	<b>-</b>	<b>81.88%</b>	<b>88.99%</b>	<b>35%</b>	<b>-</b>
	<b>2015-2016</b>	<b>129</b>	<b>129</b>	<b>-</b>	<b>86.75%</b>	<b>99</b>	<b>44</b>	<b>-</b>
	<b>2016-2017</b>	<b>120</b>	<b>120</b>	<b>-</b>	<b>85.90%</b>	<b>99</b>	<b>59</b>	<b>-</b>
	<b>2017-2018</b>	<b>124</b>	<b>124</b>	<b>-</b>	<b>85.49%</b>	<b>99</b>	<b>50</b>	<b>-</b>

	2018-2019	132	132	-	77.91%	97	35	-
	2019-2020	130	130	-	-	-	-	-
	2020-2021	117	117	-	-	-	-	-
	<b>2021-2022</b>	<b>114</b>	<b>114</b>	<b>-</b>	<b>81.48%</b>	<b>99</b>	<b>41</b>	<b>-</b>
<b>MATHS</b>	2011-2012	113	113	-	78.95%	100%	36%	1
	2012-2013	137	137	-	85.18%	100%	35%	18
	2013-2014	120	120	-	81.72%	100	35	6
	2014-2015	135	134	1	80.12%	100	22	8
	2015-2016	129	129	-	80.37%	100	36	7
	2016-2017	120	120	-	79.22%	100	37	6
	2017-2018	124	124	-	76.21%	100	36	1
	2018-2019	132	130	2	69.04%	99	20	-
	2019-2020	130	130	-	-	-	-	-
	2020-2021	117	117	-	-	-	-	-
	<b>2021-2022</b>	<b>114</b>	<b>113</b>	<b>1</b>	<b>65.10%</b>	<b>100</b>	<b>17</b>	<b>5</b>
<b>SCIENCE</b>	2011-2012	113	113	-	90.82%	100	52	9
	2012-2013	137	137	-	92.28%	100	54	5
	2013-2014	120	120	-	95.42%	100	62	26
	2014-2015	135	135	-	93.06%	100	47	34
	2015-2016	129	129	-	91.21%	100	58	2
	2016-2017	120	120	-	87.05%	100	63	3
	2017-2018	124	124	-	83.72%	100	49	2
	2018-2019	132	131	1	76.31%	99	29	-
	2019-2020	130	130	-	-	-	-	-
	2020-2021	117	117	-	-	-	-	-
		<b>2021-2022</b>	<b>114</b>	<b>113</b>	<b>1</b>	<b>76.21%</b>	<b>100</b>	<b>34</b>
	2011-2012	113	113	-	87.44%	100	44	1

**SOCIAL  
SCIENCE**

<b>2012-2013</b>	<b>137</b>	<b>137</b>	<b>-</b>	<b>88.06%</b>	<b>100</b>	<b>37</b>	<b>7</b>
<b>2013-2014</b>	<b>120</b>	<b>120</b>	<b>-</b>	<b>86.96%</b>	<b>100</b>	<b>45</b>	<b>1</b>
<b>2014-2015</b>	<b>135</b>	<b>134</b>	<b>1</b>	<b>83.52%</b>	<b>100</b>	<b>25</b>	<b>10</b>
<b>2015-2016</b>	<b>129</b>	<b>129</b>	<b>-</b>	<b>89.24%</b>	<b>100</b>	<b>44</b>	<b>11</b>
<b>2016-2017</b>	<b>120</b>	<b>120</b>	<b>-</b>	<b>87.38%</b>	<b>100</b>	<b>44</b>	<b>8</b>
<b>2017-2018</b>	<b>124</b>	<b>124</b>	<b>-</b>	<b>84.61%</b>	<b>100</b>	<b>35</b>	<b>1</b>
<b>2018-2019</b>	<b>132</b>	<b>129</b>	<b>3</b>	<b>81.51%</b>	<b>100</b>	<b>15</b>	<b>1</b>
<b>2019-2020</b>	<b>130</b>	<b>130</b>	<b>-</b>	<b>-</b>	<b>-</b>	<b>-</b>	<b>-</b>
<b>2020-2021</b>	<b>117</b>	<b>117</b>	<b>-</b>	<b>-</b>	<b>-</b>	<b>-</b>	<b>-</b>
<b>2021-2022</b>	<b>114</b>	<b>113</b>	<b>1</b>	<b>65.93%</b>	<b>98</b>	<b>13</b>	<b>-</b>