






**STD X - RESULT ANALYSIS  
YEAR 2015-2016**

<b>TOTAL NO. APPEARED</b>	<b>129</b>
<b>NO. PASSED</b>	<b>129</b>
<b>NO. FAILED</b>	<b>0</b>
<b>PASS PERCENTAGE</b>	<b>100%</b>

NO. OF STUDENTS WITH FIRST CLASS	:	<b>124</b>
NO. OF STUDENTS WITH SECOND CLASS	:	<b>5</b>
NO. OF STUDENTS WITH THIRD CLASS	:	<b>0</b>
NO. OF STUDENTS WITH A TOTAL OF 450 & ABOVE	:	<b>59</b>
NO. OF STUDENTS ABOVE 400	:	<b>95</b>

## SCHOOL TOPPERS

RANK	PHOTO	NAME OF THE STUDENT	CLASS & SECTION	TOTAL MARKS OBTAINED
1		JWALIKA BALAJI	10A	494
2		SAI SUBHIKSHA K S	10C	490
3		KOKILAVANI S	10B	488

**SUBJECT TOPPERS TAMIL**

<b>RANK</b>	<b>NAME OF THE STUDENT</b>	<b>CLASS &amp; SECTION</b>	<b>TOTAL MARKS OBTAINED</b>
1	JAYASHREE P	10A	97
	NAVEENSEKAR P	10C	97
2	JWALIKA BALAJI	10A	96
	KOKILAVANI S	10B	96
	ELAIYABHARATHI M	10B	96
	SAI SUBHIKSHA K S	10C	96
	JANANI R	10C	96
	ARUNA MAHALAKSHMI N	10C	96
3	MADHUMITHAA S	10A	95
	SUBHASHINI V	10A	95
	HARINI S	10C	95
	ANNA GABRIELLA G	10C	95
	LAKSHMI NARAYANAN M	10C	95

**SUBJECT TOPPERS ENGLISH**

<b>RANK</b>	<b>NAME OF THE STUDENT</b>	<b>CLASS &amp; SECTION</b>	<b>TOTAL MARKS OBTAINED</b>
1	JWALIKA BALAJI	10A	99
	SHREYA ATTERI	10A	99
2	MONICA B	10A	98
	KOKILAVANI S	10B	98
	ELAIYABHARATHI M	10B	98
3	DEEPIKAA P	10A	97
	KIRTHI S	10A	97
	VIGNESH S	10A	97
	SANDHYA S	10B	97
	MALOLA KRISHNAN V	10C	97
	NAVEENSEKAR P	10C	97
	SAI SUBHIKSHA K S	10C	97

**CENTUM IN MATHEMATICS**

<b>S.NO</b>	<b>NAME OF THE STUDENT</b>	<b>CLASS &amp; SECTION</b>	<b>TOTAL MARKS OBTAINED</b>
1	JWALIKA BALAJI	10A	100
2	MADHUMITHAA S	10A	100
3	MONICA B	10A	100
4	NIVETHA J P	10B	100
5	SANDHYA S	10B	100
6	PRIYADHARSHINI M	10B	100
7	SAI SUBHIKSHA K S	10C	100

**CENTUM IN SCIENCE**

<b>S.NO</b>	<b>NAME OF THE STUDENT</b>	<b>CLASS &amp; SECTION</b>	<b>TOTAL MARKS OBTAINED</b>
1	JAYASHREE P	10A	100
2	PRIYADHARSHINI M	10B	100

**CENTUM IN SOCIAL SCIENCE**

<b>S.NO</b>	<b>NAME OF THE STUDENT</b>	<b>CLASS &amp; SECTION</b>	<b>TOTAL MARKS OBTAINED</b>
1	JWALIKA BALAJI	10A	100
2	JYOTHIR ADITHYA SKANDAN R M	10A	100
3	KRTVI N M	10A	100
4	VASANTH KUMAR S	10A	100
5	KIRTHI S	10A	100
6	BHAVANI S	10B	100
7	CATHERINE R	10B	100
8	ELAIYABHARATHI M	10B	100
9	SAI SUBHIKSHA K S	10C	100
10	SUBHAMATHI T	10C	100
11	ANNA GABRIELLA G	10C	100

### MATHEMATICS

<b>RANK</b>	<b>NAME OF THE STUDENT</b>	<b>CLASS &amp; SECTION</b>	<b>TOTAL MARKS OBTAINED</b>
SECOND	KRTVI N M	A	99
	MOHAMMAD AZFAR W	A	99
	BHAVANA S	B	99
	RASHIKA J	B	99
	HARINI S	C	99
	SUBHAMATHI T	C	99
THIRD	ASHWANTH S	A	98
	NITHYASHREE B	B	98
	SHARON ZENITH J	B	98

### SCIENCE

<b>RANK</b>	<b>NAME OF THE STUDENT</b>	<b>CLASS &amp; SECTION</b>	<b>TOTAL MARKS OBTAINED</b>
SECOND	JWALIKA BALAJI	A	99
	MONICA B	A	99
	BHAVANA S	B	99
	AKHILESWARY K J	A	99
	KOKILAVANI S	B	99

	DEEPIKAA P	A	99
	RUBIKA M	A	99
	FOUZIA M A	C	99
	JYOTHIR ADITHYA SKANDAN R M	A	99
	HARITHA M	C	99
	AISHWARYA T C	B	99
	PRAVEENA R V	A	99
	NAVEENSEKAR P	C	99
THIRD	MADHUMITHAA S	A	98
	SUBHAMATHI T	C	98
	HARINI S	C	98
	MOHAMMAD AZFAR W	A	98
	RAJALAKSHMI G	C	98
	BHAVANI S	B	98
	SUBASHRIE B	C	98
	CHIRAG SHARMA R G	A	98
	GEOFFREY LEVIS G R	A	98
	ARUNA MAHALAKSHMI N	C	98
	VASUGI K	A	98
	MONICA G	B	98
NIVETHA SRI M	C	98	



**SOCIAL SCIENCE**

<b>RANK</b>	<b>NAME OF THE STUDENT</b>	<b>CLASS &amp; SECTION</b>	<b>TOTAL MARKS OBTAINED</b>
<b>SECOND</b>	PRIYADHARSHINI M	B	99
	MONICA B	A	99
	AKHILESWARY K J	A	99
	DEEPIKAA P	A	99
	NAVEENSEKAR P	C	99
	SUBASHRIE B	C	99
	DIVYA MENON A	C	99
	NIVETHA J P	B	99
	SANDHYA S	B	99
	JANANI R	C	99
	KESHAV PRIYA S	B	99
	POOJA K	C	99
	SHREYA ATTERI	A	99
	VIKSHARA K	C	99
<b>THIRD</b>	BHAVANA S	B	98
	KOKILAVANI S	B	98
	HARINI S	C	98
	MOHAMMAD AZFAR W	A	98
	VARUN KARTHIK J	B	98
	BHAVASHRI E	A	98

	VANI E	C	98
	NARENDRAN G	B	98
	VISWESWARAN A	B	98
	SHARMILA A R	B	98
	YUGHANDER C B	B	98
	KISHORE R	B	98

### 16 YEARS OF PASS PERCENTAGE

ACADEMIC YEAR	NO.APPEARED	NO.PASSED	PASS %
2000 - 2001	135	134	99.2%
2001 - 2002	153	149	97.3%
2002 - 2003	142	139	97.8%
2003 - 2004	150	145	96.6%
2004 - 2005	147	142	96.5%
2005 - 2006	149	134	89.9%
2006 - 2007	159	149	93.7%
2007 - 2008	153	145	96.07%
2008 – 2009	149	145	97.31%

2009 - 2010	140	131	93.5%
2010 - 2011	122	119	97.54%
2011 - 2012	113	113	100%
2012 - 2013	137	137	100%
2013 - 2014	120	120	100%
2014 - 2015	135	134	99.26%
2015 - 2016	129	129	100%

### 5 YEARS COMPARATIVE ANALYSIS STD.X – SSLC EXAMINATION

SUBJECT	YEAR	NO. APPEARED	NO. PASSED	NO. FAILED	SUBJECT AVERAGE	HIGHEST MARK	LEAST MARK	NO. OF CENTUMS
TAMIL	2011-2012	84	84	-	77.20%	95	46	-
	2012-2013	108	108	-	75.95%	97	35	-
	2013-2014	96	96	-	77.54%	98	44	-
	2014-2015	102 + 1 NON LANG	101	1	75.74%	99	20	-
	2015-2016	127	127	-	81.50%	97	43	-
ENGLISH	2011-2012	113	113	-	85.54%	98%	60%	-
	2012-2013	137	137	-	85.6%	99%	52%	3 in Paper II
	2013-2014	120	120	-	85.56%	99%	52%	2
	2014-2015	135	135	-	81.88%	88.99%	35%	-

	<b>2015-2016</b>	<b>129</b>	<b>129</b>	<b>-</b>	<b>86.75%</b>	<b>99</b>	<b>44</b>	<b>-</b>
<b>MATHS</b>	2011-2012	113	113	-	78.95%	100%	36%	1
	2012-2013	137	137	-	85.18%	100%	35%	18
	2013-2014	120	120	-	81.72%	100	35	6
	2014-2015	135	134	1	80.12%	100	22	8
	<b>2015-2016</b>	<b>129</b>	<b>129</b>	<b>-</b>	<b>80.37%</b>	<b>100</b>	<b>36</b>	<b>7</b>
<b>SCIENCE</b>	2011-2012	113	113	-	90.82%	100	52	9
	2012-2013	137	137	-	92.28%	100	54	5
	2013-2014	120	120	-	95.42%	100	62	26
	2014-2015	135	135	-	93.06%	100	47	34
	<b>2015-2016</b>	<b>129</b>	<b>129</b>	<b>-</b>	<b>91.21%</b>	<b>100</b>	<b>58</b>	<b>2</b>
<b>SOCIAL SCIENCE</b>	2011-2012	113	113	-	87.44%	100	44	1
	2012-2013	137	137	-	88.06%	100	37	7
	2013-2014	120	120	-	86.96%	100	45	1
	2014-2015	135	134	1	83.52%	100	25	10
	<b>2015-2016</b>	<b>129</b>	<b>129</b>	<b>-</b>	<b>89.24%</b>	<b>100</b>	<b>44</b>	<b>11</b>

### SUBJECT AVERAGE

<b>SUBJECT</b>	<b>XA</b>	<b>XB</b>	<b>XC</b>
<b>TAMIL</b>	<b>81.15%</b>	<b>80.32%</b>	<b>83.15%</b>
<b>ENGLISH</b>	<b>87.06%</b>	<b>85%</b>	<b>88.29%</b>
<b>MATHS</b>	<b>82.04%</b>	<b>79%</b>	<b>80.04%</b>
<b>SCIENCE</b>	<b>91.40%</b>	<b>90.04%</b>	<b>92.26%</b>
<b>SOCIAL SCIENCE</b>	<b>88.04%</b>	<b>89.04%</b>	<b>90.36%</b>

XA

<b>SUBJECT/RANGE</b>	<b>TAMIL</b>	<b>ENGLISH</b>	<b>MATHS</b>	<b>SCIENCE</b>	<b>SOCIAL</b>
<b>BELOW 35</b>	<b>0</b>	<b>0</b>	<b>0</b>	<b>0</b>	<b>0</b>
<b>35-40</b>	<b>0</b>	<b>0</b>	<b>1</b>	<b>0</b>	<b>0</b>
<b>41-50</b>	<b>2</b>	<b>0</b>	<b>0</b>	<b>0</b>	<b>0</b>
<b>51-60</b>	<b>2</b>	<b>2</b>	<b>5</b>	<b>0</b>	<b>3</b>
<b>61-70</b>	<b>3</b>	<b>2</b>	<b>4</b>	<b>2</b>	<b>5</b>
<b>71-80</b>	<b>11</b>	<b>6</b>	<b>10</b>	<b>3</b>	<b>2</b>
<b>81-90</b>	<b>11</b>	<b>8</b>	<b>6</b>	<b>7</b>	<b>6</b>
<b>91-98</b>	<b>15</b>	<b>24</b>	<b>13</b>	<b>24</b>	<b>19</b>
<b>99</b>	<b>0</b>	<b>2</b>	<b>2</b>	<b>7</b>	<b>4</b>
<b>100</b>	<b>0</b>	<b>0</b>	<b>3</b>	<b>1</b>	<b>5</b>
<b>TOTAL</b>	<b>44</b>	<b>44</b>	<b>44</b>	<b>44</b>	<b>44</b>

**XB**

<b>SUBJECT/RANGE</b>	<b>TAMIL</b>	<b>ENGLISH</b>	<b>MATHS</b>	<b>SCIENCE</b>	<b>SOCIAL</b>
<b>BELOW 35</b>	<b>0</b>	<b>0</b>	<b>0</b>	<b>0</b>	<b>0</b>
<b>35-40</b>	<b>0</b>	<b>1</b>	<b>1</b>	<b>0</b>	<b>0</b>
<b>41-50</b>	<b>0</b>	<b>0</b>	<b>3</b>	<b>0</b>	<b>1</b>
<b>51-60</b>	<b>4</b>	<b>0</b>	<b>3</b>	<b>2</b>	<b>1</b>
<b>61-70</b>	<b>7</b>	<b>2</b>	<b>4</b>	<b>0</b>	<b>2</b>
<b>71-80</b>	<b>5</b>	<b>9</b>	<b>13</b>	<b>2</b>	<b>3</b>
<b>81-90</b>	<b>15</b>	<b>17</b>	<b>5</b>	<b>13</b>	<b>8</b>
<b>91-98</b>	<b>12</b>	<b>15</b>	<b>10</b>	<b>23</b>	<b>22</b>
<b>99</b>	<b>0</b>	<b>0</b>	<b>2</b>	<b>3</b>	<b>4</b>
<b>100</b>	<b>0</b>	<b>0</b>	<b>3</b>	<b>1</b>	<b>3</b>
<b>TOTAL</b>	<b>43</b>	<b>44</b>	<b>44</b>	<b>44</b>	<b>44</b>

**XC**

<b>SUBJECT/RANGE</b>	<b>TAMIL</b>	<b>ENGLISH</b>	<b>MATHS</b>	<b>SCIENCE</b>	<b>SOCIAL</b>
<b>BELOW 35</b>	<b>0</b>	<b>0</b>	<b>0</b>	<b>0</b>	<b>0</b>
<b>35-40</b>	<b>0</b>	<b>0</b>	<b>0</b>	<b>0</b>	<b>0</b>
<b>41-50</b>	<b>1</b>	<b>0</b>	<b>1</b>	<b>0</b>	<b>0</b>
<b>51-60</b>	<b>3</b>	<b>0</b>	<b>4</b>	<b>0</b>	<b>0</b>
<b>61-70</b>	<b>0</b>	<b>2</b>	<b>6</b>	<b>0</b>	<b>4</b>
<b>71-80</b>	<b>7</b>	<b>3</b>	<b>6</b>	<b>3</b>	<b>4</b>
<b>81-90</b>	<b>19</b>	<b>17</b>	<b>10</b>	<b>9</b>	<b>6</b>
<b>91-98</b>	<b>10</b>	<b>19</b>	<b>11</b>	<b>26</b>	<b>18</b>
<b>99</b>	<b>0</b>	<b>0</b>	<b>2</b>	<b>3</b>	<b>6</b>
<b>100</b>	<b>0</b>	<b>0</b>	<b>1</b>	<b>0</b>	<b>3</b>
<b>TOTAL</b>	<b>40</b>	<b>41</b>	<b>41</b>	<b>41</b>	<b>41</b>

**THANK YOU!**